Infinity Corrected Optical System

MX8000 Series

METALLURGICAL MICROSCOPES

For Reflected Light and Transmitted Light Observation

Newly designed Plan EPI Optics provide bright, crisp images with color rendition and superior flat field of view.





ISSCO
Ph.(02) 9743-2588
Fax.(02) 9756-2835

MEIJI TECHNO

MX8000

MEIJI TECHNO MX8000 Series

MX8000 Series METALLURGICAL MICROSCOPES
For Reflected Light and Transmitted Light Observation

A versatile, modular, ergonomic metallurgical microscope system. Newly designed Epi-Plan Optics provides exceptionally bright, crisp images with good color rendition and superior flat field of view.

ISSCO
Ph.(02) 9743 2588
Fax.(02) 9736 2835

Features

Eyepieces:
Super Widefield 10X, High Eyepoint Eyepieces, F.N. 22 are standard.

Viewing head:
The MX8000 Series Metallurgical microscopes is equipped with either Siedentopf type binocular or Siedentopf type trinocular viewing head Inclined at 30° and rotatable through 360° for comfortable viewing.
Optional tilting ergonomic binocular head–Adjustable vertically from 10°~ 50° is available.

Nosepiece:
Smooth Operating Ergonomic Quintuple Nosepiece.

Objectives:
Infinity corrected, Planachromat EPI Objectives,
Plan EPI 5X/0.10, W.D. 20.0mm, Plan EPI 10X/0.25, W.D. 7.48mm,
Plan EPI 20X, W.D. 5.20mm, Plan EPI 50X/0.75, W.D. 0.38mm.

Stage:
Ceramic coated, flat-top stage, 191mm x 126mm, 100mm x 100mm, X-Y movement, with right hand drop down coaxial controls and 94.5mm diameter clear glass plate.

Vertical Illuminator:
Vertical full Koehler illuminator with 6V 30W halogen lamp for brightfield and polarization technique. Automatic voltage sensing (100V ~ 240V) transformer with intensity control supplied in a separate case.Blue clear, Green clear, ND50 Neutral density and polarizing filters supplied in mounts.

Transmitted Illuminator:
Transmitted Koehler illuminator with 6V 30W Halogen lamp with automatic voltage sensing (100V ~ 240V) transformer and intensity control built in the microscope base.

Focusing Controls:
Ergonomically low positioned focusing controls allow the operator to work their forearms relaxed on the working surface. Range of travel is 23mm. Rotation of fine focus is 0.2mm per revolution.

Size and weight:
Footprint : 263 mm(D) x 176mm(W)
Weight & Overall Dimension :
Binocular head type 424.5 mm(D) x 471 mm(H) x 210 mm(W), 9.0kg
Trinocular head type 424.5 mm(D) x 526 mm(H) x 210 mm(W), 9.7kg

MX8100

COMPONENTS AND ACCESSORIES FOR MX8000 Series

The items marked with an asterisk (*) are included in the Model MX8000 & MX8100.

ISSCO
Ph.(02) 9743 2588
Fax.(02) 9736 2835

MEIJI TECHNO

VIEWING HEAD

MA815 Binocular head (Siedentopf type), I.P. adjustment 53mm to 75mm graduated diopter on left eyetube (30.0mm I.D. eyetubes). Inclined at 30°(*Included in Model MX8000)

MA816 Trinocular head (Siedentopf type), I.P. adjustment 53mm to 75mm graduated diopter on left eyetube (30.0mm I.D.eyetubes). Inclined at 45°(*Included in Model MX8100).

MA957 Ergonomic tilting binocular head (Siedentopf type), adjustable from 10°to 50°, I.P. adjustment 53mm to 75mm, graduated diopter on left eyetube (30.mm I.D. eyetubes)

EYEPIECES (30.0mm O.D.Eyetube)

MA817* SWH10X, Widefield high eyepoint eyepiece, Field No. 22, Tube O.D. 30.0mm (MA817 accepts optional 25mm diameter reticle)

MA818 SWH15X, Widefield high eyepoint eyepiece, Field No. 16.0, Tube O.D. 30.0mm (MA818 accepts optional 19mm diameter reticle)

MA819 SWH20X, Widefield high eyepoint eyepiece, Field No. 12.0, Tube O.D. 30.0mm (MA819 accepts optional 19mm diameter reticle)

MA859 SWH10X-F Focusing eyepiece with reticle mount (without reticle), Tube O.D. 30.0mm (MA859 accepts optional 25mm diameter reticle)

PLAN EPI OBJECTIVES

MA870* Plan Epi Objective 5X, NA 0.10, W.D. 20.0mm, F.N.24

MA871* Plan Epi Objectwe 10X, NA 0.25, W.D. 7.46mm, F.N.24

MA872* Plan Epi Objective 20X, NA 0.40, W.D. 5.20mm, F.N.24

MA873* Plan Epi Objective 50X, N.A.0.75, W.D. 0.38mm, F.N.24

MA874 Plan Epi Objective 100X, N.A.0.90, W.D. 0.37mm, F.N.24

LWD PLAN EPI OBJECTIVES (LONG WORKING DISTANCE)

MA920 LWD Plan Epi Objective 20X , N.A. 0.40, W.D. 11.0mm, F.N.24

MA921 LWD Plan Epi Objective 50X , N.A. 0.55, W.D. 7.5mm, F.N.24

ILLUMINATOR

MA927* Vertical Koehler illuminator, 6V 30W Halogen lamp, with clear blue, clear green, ND50 Neutral density filter and polarizing filters in metal mount. (without transformer)

MA927/05* Transformer for MA927 in separate case (input 100V~240V, 6V 30W)

FILTERS

MA475/05* Blue clear filter, 20mm diameter in metal mount

MA476* Green clear filter, 20mm diameter in metal mount

MA774* ND50 Neutral density filter, 20mm diameter in metal mount

MA497* Polarizing filter 20mm diameter in metal mount

STAGE

MA942* Ceramic coated flat-top stage, 191mm X 126mm, 100mm X 100mm, X-Y movement, with right-hand drop-down coaxial controls and 94.5mm diameter clear glass stage plate (Included in Models MX8000 & MX8100)

EYEPIECE MICROMETERS (25mm diameter for use with MA817 or MA859 eyepieces)

MA523 Eyepiece micrometer, Cross-line reticle, 25mm diameter

MA506 Eyepiece micrometer, 10mm divided into 100 units, 25mm diameter

MA509 Eyepiece micrometer, 5mm divided into 100 units, 25mm diameter

MA510 Eyepiece micrometer, 10mm square into 100 parts, 1.0mm square, 25mm diameter

MA542 Eyepiece micrometer, Cross-line reticle with 0.1mm graduations, 25mm diameter

MA738 Eyepiece micrometer for grain sizing in steel, 25mm diameter

EYEPIECE MICROMETERS (19mm diameter for use with MA818 or MA819 eyepieces)

MA279 Eyepiece micrometer, Cross-line reticle, 19mm diameter

MA280 Eyepiece micrometer, 10mm divided into 100 units, 19mm diameter

MA281 Eyepiece micrometer, 5mm divided into 100 units, 19mm diameter

MA283 Eyepiece micrometer, 10mm square into 100 parts, 1.0mm square, 19mm diameter

MA539 Eyepiece micrometer, Cross-line reticle with 0.1mm graduations, 19mm diameter

STAGE MICROMETER

MA292 Metal stage micrometer, 0.01mm, for reflected light

MISCELLANEOUS

MA906* Eyeshield for MA817 SWH10X Eyepiece (each)

MA326 Spare bulb 6V 30W halogen

MA327 Spare Fuse 3A

MA809/10 Removable AC Electric cord with UL plug for 115V Models

MA809/20 Removable AC Electric cord with European plug for 220V Models

MA809/30 Removable AC Electric cord with UK plug for 240V Models

MA701 Dust cover for MX8000 & MX8100

MA957 ERGONOMIC TILTING BINOCULAR HEAD (SIEDENTOPF TYPE)

PLAN EPI OBJECTIVES

LWD (LONG WORKING DISTANCE) PLAN EPI OBJECTIVES

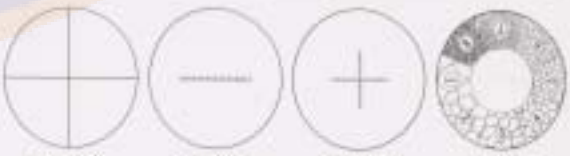

MA523 MA506 MA542 MA738

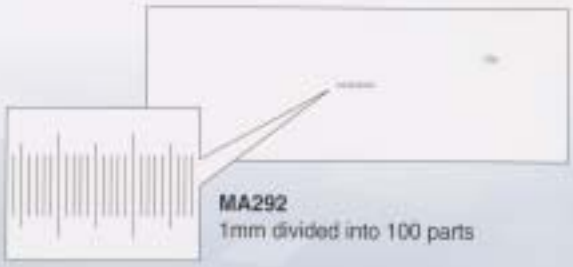

MA292
1mm divided into 100 parts

CCD VIDEO & USB 2.0 DIGITAL CAMERAS

DK3000 3.0 megapixel, color digital video microscopy camera with high speed USB 2.0 interface, 1/2 format 6.5mm x 4.9mm image sensor with 2048 x 1536 resolution.

DK3000

CK3100N CCD Color TV camera. 1/3" CCD, 450 TV lines of resolution, NTSC system with DC12V adapter

CK3100P CCD Color TV camera. 1/3" CCD, 450 TV lines of resolution, PAL system with DC12V adapter

CK3900N CCD Color TV camera. 1/2" CCD, 450 TV lines of resolution, NTSC system with DC12V adapter

CK3900P CCD Color TV camera. 1/2" CCD, 450 TV lines of resolution, PAL system with DC12V adapter

CK3900

MA958 Photo/Video attachment with sliding 80/20 beam-splitter for attaching video or digital camera to MX Series when MA957 Ergonomic tilting head is used.

35mm PHOTOMICROSCOPY

Following three accessories are required for mounting a 35mm SLR camera body

1. The appropriate T-2 adapter ring for your SLR camera body:

T2-1	Canon	**T2-6**	Olympus
T2-2	Minolta	**T2-7**	Contax, Yashika
T2-3	Pentax K	**T2-8**	Konica
T2-4	Pentax S	**T2-9**	Canon Eos
T2-5	Nikon	**T2-10**	Minolta Alpha / Maxim 2000

These adapter rings attach directly to your camera body's lens mount.

2. A photo eyepiece, available in the following magnifications:

MA512 2.5X magnification

MA500 3.3X magnification (with reticle mount)

MA508 5X magnification

The photo eyepiece performs the same function as a standard 35mm camera lens (i.e. focusing the image at the plane of the film).

3. One of two MA150 series camera attachments:

MA150/50 Straight-tube camera attachment

MA150/60 Camera attachment with built-in focusing eyepiece

These attachments are used to mount the camera with T2 adapter ring to the photo tube.

MA150/60 Camera attachment

MA150/50 Camera attachment

MX8000 Series ORDERING INFORMATION

MODEL	BODY	OBJECTIVES	EYEPIECES	POWER SUPPLY	ILLUMINATOR
MX8000	Binocular (Siedentopf)	Plan Epi 5X Plan Epi 10X Plan Epi 20X Plan Epi 50X	SWH10X F.N. 22 (O.D. 30mm)	Automatic Voltage Sensing Power Supply	Vertical Koehler, 6V30W Halogen & Transmitted Koehler 6V 30W Halogen
MX8100	Trinocular (Siedentopf)				

Agent :

ISSCO

Industrial & Scientific Supply Co.P/L
SYDNEY - MELBOURNE - BRISBANE
www.issco.com.au
Ph.(02) 9743 2588 Fax.(02) 9736 2835

MEIJI TECHNO CO.,LTD.
322-1, Chikumazawa Miyoshi-machi,
Iruma-gun Saitama 354-0043, Japan
Tel : (0)49-259-0111 Fax : (0)49-259-0113
E-mail : meiji@meijitechno.co.jp
http://www.meijitechno.co.jp

MEIJI TECHNO AMERICA
3010 Olcott Street, Santa Clara, CA 95054, USA
Tel : 408-970-4799 Fax : 408-970-5054
Toll free : 800-832-0060
E-mail : sales@meijitechno.com
http://www.meijitechno.com

MEIJI TECHNO

Specifications and design subject to change without notice for improvements.

'06. 04. 295. 20,000 V1 Printed in Japan